

PRIMA AGRO LIMITED
(CIN: L15331KL1987PLC004833)

STANDALONE BALANCE SHEET AS AT 31ST MARCH 2025


(Rs in thousands)


	Particulars	Note No.	As at 31st March 2025	As at 31st March 2024
	ASSETS			
(1)	Non-Current Assets			
	(a) Property, Plant and Equipment	1	44,818.26	43,398.04
	(b) Capital Work in Progress	1	-	-
	(c) Biological Assets other than bearer plants	1	47.43	55.80
	(d) Financial Assets			
	(i) Investments	2	10,224.95	10,224.56
	(ii) Others	3	1,398.66	1,313.94
	(e) Deferred Tax Asset			-
	(f) Other Non-Current Assets	4	54,779.38	42,422.81
(2)	Current Assets			
	(a) Inventories	5	2,684.52	1,056.70
	(b) Financial Assets			
	(i) Investments	2	1,39,242.88	1,53,072.48
	(ii) Trade Receivables	6	2,172.90	2,590.82
	(iii) Cash and Cash Equivalents	7	847.01	1,816.81
	(iv) Bank Balance other than (iii) above	7	-	2,699.28
	(c) Current Tax Assets (Net)		3,864.48	4,132.03
	(d) Other Current Assets	8	3,555.85	2,412.64
	Total Assets		2,63,636.33	2,65,195.91
	EQUITY AND LIABILITY			
	Equity			
	(a) Equity Share Capital	9	51,949.00	51,949.00
	(b) Other Equity	10	1,05,689.92	1,10,209.48
	Liabilities			
(1)	Non-Current Liabilities			
	(a) Financial Liabilities			
	(i) Borrowings	11	62,818.56	63,868.01
	(b) Provisions	12	13,054.57	13,552.51
	(c) Deferred Tax Liabilities		12,414.32	12,670.50
(2)	Current Liabilities			
	(a) Financial Liabilities			
	(i) Trade Payables	13	8,136.43	7,443.60
	(ii) Other Financial Liabilities	14	3,341.93	3,348.98
	(b) Other Current Liabilities	15	6,231.58	2,153.83
	Total Equity and Liabilities		2,63,636.33	2,65,195.91

The accompanying significant accounting policies and notes form an integral part of the standalone financial statements

For PRIMA AGRO LIMITED


S K GUPTA
Chairman & M.D
DIN:00248760


SWATI GUPTA
Deputy Managing Director
DIN:00249036


CS SADASIVAN PILLAI V R, FCS
Company Secretary
Membership No: 13001

As per our report of even date attached

For GRAND MARK & ASSOCIATES

CHARTERED ACCOUNTANTS

FRN: 011317N

VI th LEVEL

AMRITA TRADE TOWERS

PALLIMUKKU, S.A. ROAD

COCHIN-682016

FRN: 011317N

CA BIBIN SAJAN, FCA

PARTNER
Membership No: 228064

Place : Cochin
Date : 27-05-2025



PRIMA AGRO LIMITED
(CIN: L15331KL1987PLC004833)

STANDALONE STATEMENT OF PROFIT & LOSS FOR THE YEAR ENDED 31ST MARCH 2025

(Rs in thousands)

	Particulars	Note No.	For the year ended 31st March 2025	For the year ended 31st March 2024
I	Revenue from Operation	16	1,01,089.21	1,24,792.87
II	Other Income	17	15,810.65	44,210.79
III	Total Revenue (I+II)		1,16,899.86	1,69,003.66
IV	Expenses :			
	Cost of Materials Consumed	18	9,872.76	8,597.21
	Change in Inventories of Finished Goods, Work in Progress and Stock in Trade	19	(1,627.83)	(379.06)
	Employee Benefit Expenses	20	39,781.55	40,811.28
	Finance Costs	21	328.26	469.96
	Depreciation & Amortization Expenses	1	7,153.32	7,189.19
	Other Expenses	22	62,808.93	64,827.97
	Total Expenses		1,18,316.99	1,21,516.56
V	Profit before Exceptional Items & Tax (III-IV)		(1,417.13)	47,487.09
VI	Add: Exceptional Items	23	-	(24,000.00)
	Add: Prior Period Items		(1,134.89)	(580.17)
VII	Profit before Tax (V+VI+VII)		(2,552.03)	22,906.93
VIII	Tax Expense :			
	(1) Current Tax		1,400.00	7,000.00
	(2) Short/Excess Provision of Tax		823.71	806.64
	(3) Deferred Tax		(256.18)	7,904.41
IX	Profit/(Loss) for the Period (VIII-IX)		(4,519.56)	7,195.87
X	Other Comprehensive income			
XI	Earning Per Equity Share :			
	(1) Basic (Rs in actuals)		(2.02)	4.85
	(2) Diluted (Rs in actuals)		(2.02)	4.85

For PRIMA AGRO LIMITED

As per our report of even date attached

For GRAND MARK & ASSOCIATES

CHARTERED ACCOUNTANTS

FRN: 011317N

VI th LEVEL

AMRITA TRADE TOWERS

PALLIMUKKU, S.A. ROAD.

COCHIN-682016

FRN: 011317N

CA BIBIN SAJAN, FCA

PARTNER

Membership No: 228064

S K GUPTA
Chairman & M.D
DIN:00248760

SWATI GUPTA
Deputy Managing Director
DIN:00249036

CS SADASIVAN PILLAI V R, FCS
Company Secretary
Membership No: 13001

Place : Cochin
Date : 27-05-2025



PRIMA AGRO LIMITED
(CIN: L15331KL1987PLC004833)

STANDALONE CASH FLOW STATEMENT FOR THE YEAR ENDED 31ST MARCH 2025

(Rs in thousands)

Particulars		For the year ended 31st March 2025		For the year ended 31st March 2024	
A	Cash Flow from Operating Activities				
	Profit Before Tax as per Statement of Profit and Loss		(2,552.03)		22,906.93
	Adjustments for:				
	Depreciation and amortisation of Non-current assets	7,153.32		7,189.19	
	Finance Costs	328.26		469.96	
	Interest Income	(419.35)		(441.14)	
	Dividend Received	(0.01)		24,000.00	
	Loss/(Profit) on sale of Property, Plant & Equipment	-		-	
	Loss/(Profit) on sale of Investment	(3,225.99)		(2,006.17)	
	Loss/(Gain) on restatement of Investment	(11,052.33)		(41,053.82)	
	Loss/(Gain) on re-measurement of livestock	-		-	
	Provision for Employee Benefit	(497.94)		(303.01)	
			(7,714.03)		(12,144.98)
	Operating Profit before Working Capital Changes		(10,266.06)		10,761.95
	Movement in Working Capital:				
	(Increase)/Decrease in Inventory	(1,627.83)		(379.06)	
	(Increase)/Decrease in Trade Receivables	417.92		942.91	
	(Increase)/Decrease in Other Current Assets	(1,143.21)		370.05	
	Increase/(Decrease) in Trade Payables	692.83		(4,840.13)	
	Increase/(Decrease) in Other Financial Liabilities	(7.04)		253.12	
	Increase/(Decrease) in Other Current Liabilities	4,077.75	2,410.42	44.39	(3,608.71)
	Cash Generated from Operations		(7,855.64)		7,153.23
	Less: Income Tax Paid (Net of refund)		1,807.10		7,881.59
	Net Cash Flow from/(used in) Operating Activity		(9,662.75)		(728.36)
B	Cash Flow from Investing Activities				
	Interest Received	270.29		441.14	
	Dividend Received	0.01		-	
	Proceeds from sale of Property, Plant & Equipment	-		-	
	Payments for Property, Plant & Equipment	(8,573.54)		(4,398.35)	
	(Increase)/Decrease in Capital Work-In-Progress	-		1,848.81	
	(Increase)/Decrease in Livestock	8.37		9.85	
	(Addition)/Repayment of Advance Given	(12,356.57)		3,225.27	
	(Increase)/Decrease in Bank Deposit(Long Term)	(84.72)		214.58	
	Increase/(Decrease) in Other Non-Current Liabilities	-		-	
	(Addition)/Repayment in Investments	28,107.53		21,827.76	
	Net Cash Flow from/(used in) Investment Activity		7,371.37		23,169.06
C	Cash Flow from Financing Activities				
	Dividend Paid				(24,000.00)
	Interest Paid		(328.26)		(469.96)
	Addition/(Repayment) of Borrowings		(1,049.44)		(1,643.09)
	Addition/(Repayment) of Advance Taken				
	Net Cash Flow from/(used in) Financing Activity		(1,377.70)		(26,113.05)
D	Net Increase/(Decrease) in Cash & Cash Equivalents		(3,669.08)		(3,672.35)
E	Opening Balance of Cash & Cash Equivalents		4,516.09		8,188.44
F	Closing Balance of Cash & Cash Equivalents		847.01		4,516.09

Notes:

- 1 Cash and Cash Equivalents include Cash in Hand, Balance with Banks on Current Accounts and Deposit Accounts
- 2 The above cash flow statement has been prepared under the "Indirect Method" as set out in the Accounting Standard on Cash Flow Statement (Ind AS-7) issued by the Institute of Chartered Accountants of India.
- 3 Previous year figures have been rearranged/regrouped wherever necessary
- 4 This is the Cashflow Statement referred to in our report of even date.

For PRIMA AGRO LIMITED



SK GUPTA
Chairman & M.D
DIN:00248760



SWATI GUPTA
Deputy Managing Director
DIN:00249036



CS SADASIVAN PILLAI V R, FCS
Company Secretary
Membership No: 13001

Place : Cochin
Date : 27-05-2025



As per our report of even date attached
For GRAND MARK & ASSOCIATES
CHARTERED ACCOUNTANTS
FRN: 011317N



GA BIBIN SAJAN, FCA
PARTNER
Membership No: 228064

PRIMA AGRO LIMITED
(CIN: L15331KL1987PLC004833)

CONSOLIDATED BALANCE SHEET AS AT 31ST MARCH 2025

(Rs in thousands)

Particulars		Note No.	As at 31st March 2025	As at 31st March 2024
ASSETS				
(1)	Non-Current Assets			
	(a) Property, Plant and Equipment	1	44,818.26	43,398.04
	(b) Capital Work in Progress	1	-	-
	(c) Biological Assets other than bearer plants	1	47.43	55.80
	(d) Financial Assets			
	(i) Investments	2	10,224.95	10,224.56
	(ii) Others	3	1,398.66	1,313.94
	(e) Deferred Tax Asset			-
	(f) Other Non-Current Assets	4	54,779.38	42,422.81
(2)	Current Assets			
	(a) Inventories	5	2,684.52	1,056.70
	(b) Financial Assets			
	(i) Investments	2	1,39,242.88	1,53,072.48
	(ii) Trade Receivables	6	2,172.90	2,590.82
	(iii) Cash and Cash Equivalents	7	847.01	1,816.81
	(iv) Bank Balance other than (iii) above	7	-	2,699.28
	(c) Current Tax Assets (Net)		3,864.48	4,132.03
	(d) Other Current Assets	8	3,555.85	2,412.64
Total Assets			2,63,636.33	2,65,195.91
EQUITY AND LIABILITY				
Equity				
	(a) Equity Share Capital	9	51,949.00	51,949.00
	(b) Other Equity	10	1,05,689.92	1,10,209.48
Liabilities				
(1)	Non-Current Liabilities			
	(a) Financial Liabilities			
	(i) Borrowings	11	62,818.56	63,868.01
	(b) Provisions	12	13,054.57	13,552.51
	(c) Deferred Tax Liabilities		12,414.32	12,670.50
(2)	Current Liabilities			
	(a) Financial Liabilities			
	(i) Trade Payables	13	8,136.43	7,443.60
	(ii) Other Financial Liabilities	14	3,341.93	3,348.98
	(b) Other Current Liabilities	15	6,231.58	2,153.83
Total Equity and Liabilities			2,63,636.33	2,65,195.91

The accompanying significant accounting policies and notes form an integral part of the consolidated financial statements


For PRIMA AGRO LIMITED

As per our report of even date attached

For GRAND MARK & ASSOCIATES

CHARTERED ACCOUNTANTS

FRN: 011317N




SK GUPTA

Chairman & M.D
DIN:00248760


SWATI GUPTA

Deputy Managing Director
DIN:00249036


CS SADASIVAN PILLAI V.R., FCS

Company Secretary
Membership No: 13001


CA BIBIN SAJJAN, FCA

PARTNER
Membership No: 228064Place : Cochin
Date : 27-05-2025

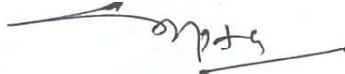
PRIMA AGRO LIMITED
(CIN: L15331KL1987PLC004833)

CONSOLIDATED STATEMENT OF PROFIT & LOSS FOR THE YEAR ENDED 31ST MARCH 2025

(Rs in thousands)

	Particulars	Note No.	For the year ended 31st March 2025	For the year ended 31st March 2024
I	Revenue from Operation	16	1,01,089.21	1,24,792.87
II	Other Income	17	15,810.65	44,210.79
III	Total Revenue (I+II)		1,16,899.86	1,69,003.66
IV	Expenses :			
	Cost of Materials Consumed	18	9,872.76	8,597.21
	Change in Inventories of Finished Goods, Work in Progress and Stock in Trade	19	(1,627.83)	(379.06)
	Employee Benefit Expenses	20	39,781.55	40,811.28
	Finance Costs	21	328.26	469.96
	Depreciation & Amortization Expenses	1	7,153.32	7,189.19
	Other Expenses	22	62,808.93	64,827.97
	Total Expenses		1,18,316.99	1,21,516.56
V	Profit before Exceptional Items & Tax (III-IV)		(1,417.13)	47,487.09
VI	Add: Exceptional Items	23	-	(24,000.00)
	Add: Prior Period Items		(1,134.89)	(580.17)
VII	Profit before Tax (V+VI+VII)		(2,552.03)	22,906.93
VIII	Tax Expense :			
	(1) Current Tax		1,400.00	7,000.00
	(2) Short/Excess Provision of Tax		823.71	806.64
	(3) Deferred Tax		(256.18)	7,904.41
IX	Profit/(Loss) for the Period (VIII-IX)		(4,519.56)	7,195.87
X	Other Comprehensive income			
XI	Earning Per Equity Share :			
	(1) Basic (Rs in actuals)		(2.02)	4.85
	(2) Diluted (Rs in actuals)		(2.02)	4.85

For PRIMA AGRO LIMITED



SK GUPTA
Chairman & M.D
DIN:00248760



SWATI GUPTA
Deputy Managing Director
DIN:00249036



CS SADASIVAN PILLAI V R, FCS
Company Secretary
Membership No: 13001



As per our report of even date attached

For GRAND MARK & ASSOCIATES

CHARTERED ACCOUNTANTS

FRN: 011317N



CA BIBIN SAJJAN, FCA
PARTNER

Membership No: 228064

Place : Cochin

Date : 27-05-2025



PRIMA AGRO LIMITED
(CIN: L15331KL1987PLC004833)


CONSOLIDATED CASH FLOW STATEMENT FOR THE YEAR ENDED 31ST MARCH 2025


Particulars		(Rs in thousands)	
		For the year ended 31st March 2025	For the year ended 31st March 2024
A	Cash Flow from Operating Activities		
	Profit Before Tax as per Statement of Profit and Loss		22,906.93
	Adjustments for:	(2,552.03)	
	Depreciation and amortisation of Non-current assets	7,153.32	
	Finance Costs	328.26	7,189.19
	Interest Income	(419.35)	469.96
	Dividend Received	(9.01)	(441.14)
	Loss/(Profit) on sale of Property, Plant & Equipment	-	24,000.00
	Loss/(Profit) on sale of Investment	(3,225.99)	-
	Loss/(Gain) on restatement of Investment	(11,052.33)	(2,006.17)
	Loss/(Gain) on re-measurement of livestock	-	(41,053.82)
	Provision for Employee Benefit	(497.94)	-
		(7,714.03)	(303.01)
	Operating Profit before Working Capital Changes	(10,266.06)	(12,144.98)
	Movement in Working Capital:		10,761.95
	(Increase)/Decrease in Inventory	(1,627.83)	(379.06)
	(Increase)/Decrease in Trade Receivables	417.92	942.91
	(Increase)/Decrease in Other Current Assets	(1,143.21)	370.05
	Increase/(Decrease) in Trade Payables	692.83	(4,840.13)
	Increase/(Decrease) in Other Financial Liabilities	(7.04)	253.12
	Increase/(Decrease) in Other Current Liabilities	4,077.75	44.39
	Cash Generated from Operations	(7,855.64)	(3,608.71)
	Less: Income Tax Paid(Net of refund)	1,807.10	7,153.23
	Net Cash Flow from/(used in) Operating Activity	(9,662.75)	(728.36)
B	Cash Flow from Investing Activities		
	Interest Received	270.29	441.14
	Dividend Received	0.01	-
	Proceeds from sale of Property, Plant & Equipment	-	-
	Payments for Property, Plant & Equipment	(8,573.54)	(4,398.35)
	(Increase)/Decrease in Capital Work-In-Progress	-	1,848.81
	(Increase)/Decrease in Livestock	8.37	9.85
	(Addition)/Repayment of Advance Given	(12,356.57)	3,225.27
	(Increase)/Decrease in Bank Deposit(Long Term)	(84.72)	214.58
	Increase/(Decrease) in Other Non-Current Liabilities	-	-
	(Addition)/Repayment in Investments	28,107.53	21,827.76
	Net Cash Flow from/(used in) Investment Activity	7,371.37	23,169.06
C	Cash Flow from Financing Activities		
	Dividend Paid	-	(24,000.00)
	Interest Paid	(328.26)	(469.96)
	Addition/(Repayment) of Borrowings	(1,049.44)	(1,643.09)
	Addition/(Repayment) of Advance Taken	-	-
	Net Cash Flow from/(used in) Financing Activity	(1,377.70)	(26,113.05)
D	Net Increase/(Decrease) in Cash & Cash Equivalents	(3,669.08)	(3,672.35)
E	Opening Balance of Cash & Cash Equivalents	4,516.09	8,188.44
F	Closing Balance of Cash & Cash Equivalents	847.01	4,516.09


Notes:

- 1 Cash and Cash Equivalents include Cash in Hand, Balance with Banks on Current Accounts and Deposit Accounts
- 2 The above cash flow statement has been prepared under the "Indirect Method" as set out in the Accounting Standard on Cash Flow Statement (Ind AS-7) issued by the Institute of Chartered Accountants of India.
- 3 Previous year figures have been rearranged/regrouped wherever necessary
- 4 This is the Cashflow Statement referred to in our report of even date.

For PRIMA AGRO LIMITED


S K GUPTA
 Chairman & M.D
 DIN:00248760


SWATI GUPTA
 Deputy Managing Director
 DIN:00249036


CS SADASIVAN PILLAI V R, FCS
 Company Secretary
 Membership No: 13001


Place : Cochin
Date : 27-05-2025



As per our report of even date attached

For GRAND MARK & ASSOCIATES
CHARTERED ACCOUNTANTS
FRN: 011317N




CA-BIBIN SAJJAN, FCA
 PARTNER
 Membership No: 228064